

Trident Learning Portal Manual

Registration

Step 1. Open your internet browser. E.g Mozilla Firefox, Internet Explorer etc

Step 2. Go to the address bar and type in the Trident Learning <https://tridentlearning.edu.bb>

Firefox Microsoft Forefront TMG

tridentlearning.edu.bb https://tridentlearning.edu.bb/cookieAuth.dll?GetLogon?curl=Z2F&reason=0&formdir=6

Google

TRIDENT LEARNING

Security ([show explanation](#))

- This is a public or shared computer
- This is a private computer

I want to change my password after logging on

user name:

Password:

[Log On](#)

© 2009 Microsoft Corporation. All rights reserved.

Barbados Community College

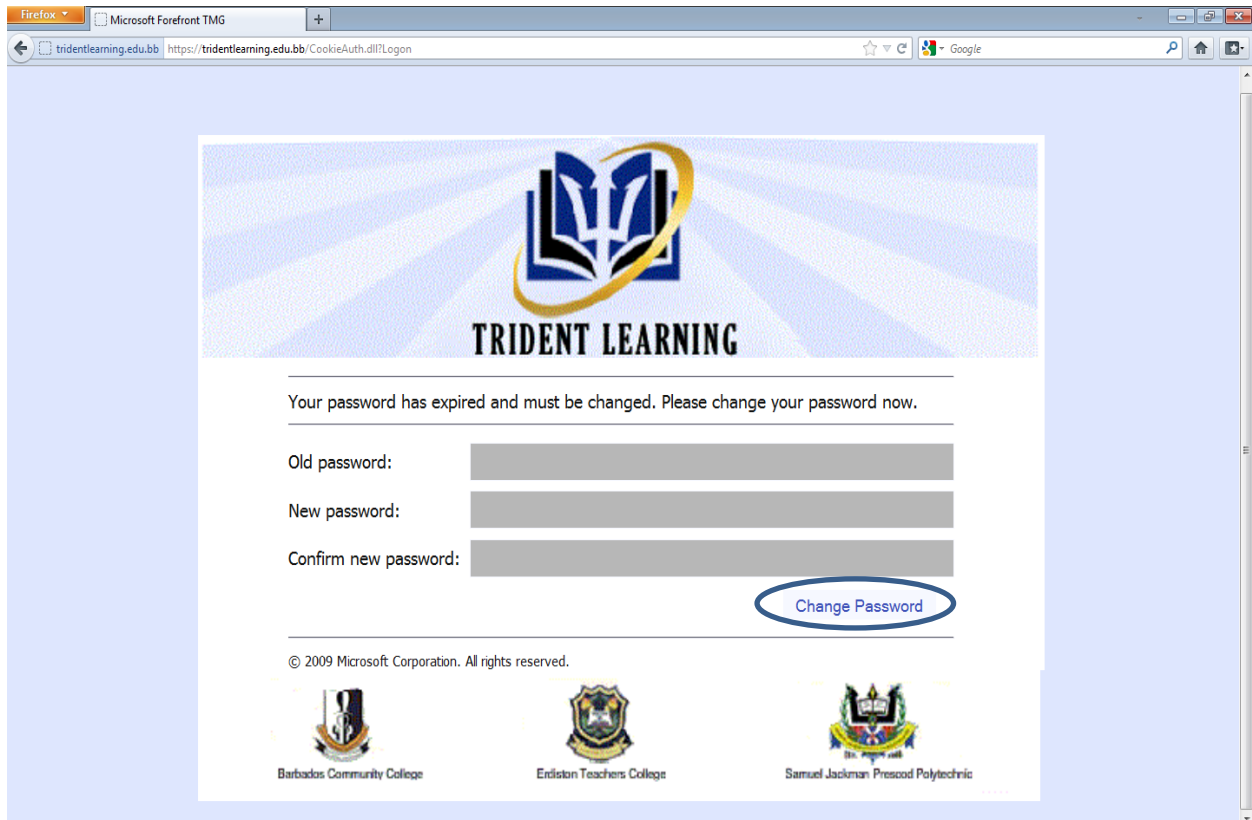
Eriston Teachers' College

Samuel Jackman Prescod Polytechnic

Id Number

Step 3. Enter required information, User name [Id number] and Password and click log on


Step 4. You will be prompted to change your password then click change password



Your Password **MUST** meet the following requirements:

- The password must be between 7 and 20 characters.
- The password must contain numbers (0-9).
- The password must contain characters (A-Z a-z).

Step 5. A message will be displayed informing you that your password has been changed and you will be sent to the home screen, if not click continue




TRIDENT LEARNING


Your password was changed. You should be redirected automatically to the previous URL. If you are not redirected, click Continue.

[Continue](#)


© 2009 Microsoft Corporation. All rights reserved.



Barbados Community College



Eristan Teachers College



Samuel Jackman Prescod Polytechnic